

In-Flight Intercept Procedures

If you are intercepted by U.S. military or law enforcement aircraft, remain predictable. Do not adjust your altitude, heading, or airspeed until directed to by the intercepting aircraft. An intercepted aircraft must, without delay:

1. Adhere to instructions relayed through the use of visual devices, visual signals, and radio communications from the intercepting aircraft.
2. Attempt to establish radio communications with the intercepting aircraft or with the appropriate ATC facility by making a general call on guard (121.5 MHz), giving the identity, position, and nature of the flight.
3. If transponder equipped, squawk 7700 unless otherwise instructed by ATC.
4. The crew of the intercepted aircraft must continue to comply with interceptor aircraft signals and instructions until positively released.

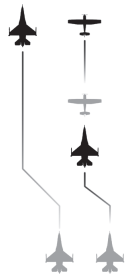
For more information, read section 5-6-2 in the Aeronautical Information Manual (AIM).

Visual Intercept Signals

Fighter Aircraft:	Meaning:	Intercepted Aircraft:
Approaches pilot-side of aircraft and matches speed and heading. (Nighttime) Will also flash navigation lights.	You have been intercepted.	(Daytime) Rock wings to acknowledge. (Nighttime) Rock wings and flash navigation lights to acknowledge.
Initiates a slow, level turn.	Follow me. Fly this way.	Match heading and follow. Continue on heading in direction of fighter.
Initiates abrupt turn across nose; may dispense flares.	Warning! Turn now in direction of fighter.	Immediately match heading and follow.
Circles airport, lowers landing gear, and overflies runway in direction of landing. (Nighttime) Will also turn on landing lights.	Land at this airport.	Lower landing gear (if equipped) and land on runway. If airport inadequate, raise landing gear (if equipped) while flying over runway and flash landing lights. Continue to circle airport between 1,000-2,000 feet until fighter signals to follow to alternate airport.
Performs the breakaway maneuver.	Fighter understands intercepted aircraft's intentions.	If cannot comply, switch on and off all available lights at <i>regular</i> intervals. If in distress, switch on and off all available lights at <i>irregular</i> intervals.

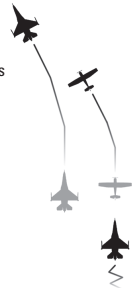
Approach & Identification

Typically two fighter jets approach from the rear. One fighter flies around to make visual contact with the pilot. This may also be conducted with a law enforcement helicopter.



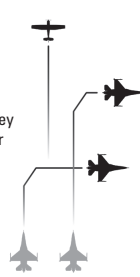
Fly This Way

A slow turn by a fighter jet indicates that you should follow in the same direction. Be cautious of wake turbulence.



Breakaway Maneuver

Fighter jets will abruptly break away from pursuit when they understand your intentions.



Stopp!	Rollen sie von der Landepiste weg	Starterlaubnis	Rollen sie an den Ausgangspunkt zurück	Rollen sie an den Ausgangspunkt zurück	Rollen sie an den Ausgangspunkt zurück	
Weichen sie einem anderen Flugzeug aus und bleiben sie auf der Platzvolte	Landeverbot	Landerlaubnis	Kehren sie um, um zu landen	Landen sie auf diesem Flugplatz und rollen sie zur Abstellfläche	Ungewachtet der vorhergehenden Anweisungen – nicht landen!	